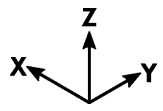
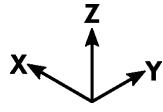


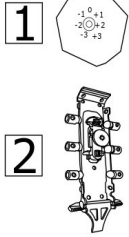
WALL IN GA3OE 100



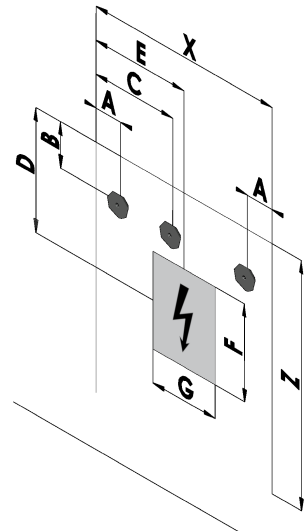
X₁ 0mm
Y₁ 0mm
Z₁ 0mm



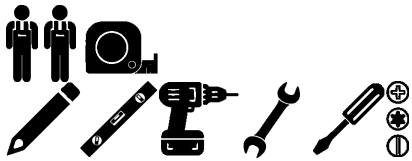
X 1124 mm
Y 140 mm
Z 863 mm



X 1124 mm
Z 863 mm
A mm
B mm
C mm
D 1/2 Z
E 1/2 X
F mm
G mm
H mm
I mm
J mm



220V-240V~ ; 50Hz-60Hz ; max. 500W ; IP44 ; 4000K



max. Kg Max. 50 Kg

